

Boroondara Ukulele Festival 2021

a bit more bass.....

David Rackham

Contents

Program Sheet

Hound Dog

Hound Dog Lyrics: Big Mama Thornton version

Bass Scale and 'window' Basics

Bass Scale and Chord Calculator

12 Bar Blues Patterns Comparison

Blues Listening Links

Hotel California Am

Hotel California Bm (original Key)

Hotel California Bass tab

Common Chord Progressions

Part 1

Goal: to be able to create good, interesting bass lines (as part of an ensemble)

1. "what do we think we are doing?"
 - a. a: in a band
 - b. b: in a Uke Group
2. resources: apps (metronome, speed changer, tuner?, Band in a box / iReal, online, YouTube, tab, chart, lead sheets/fake books, instructional sites)
3. can use anything for bass guitar or double bass
4. listening / analysis: what are others doing: ideas / building blocks/strategies
5. CHOICE:
 - a. 1: work through: from chart to line. Apply basics to Hotel California.
 - b. 2: create a solo for Hound Dog: Blues scale.

NB:

Terminology: up and down refer to pitch not physical up and down on your instrument

Numbers = notes: 1, 3, 5, etc

Roman Numerals = Chords: I, ii, iii, IV, V, vi, vii°, I etc

NB: Upper case = major, lower case = minor.

Part 2

Look at Hound Dog in C

Elvis:

- Simple: riff
- Chord notes
- Syncopation: anticipation (clave rhythm)
 - Rhythm straight: 'Walk up' at end of section: moving to the next chord
- Walk down and stop

Part 3

Concepts:

Use bits of Hound Dog to illustrate.

1. Patterns 1: chords, chord progressions, rhythms
 - a. 1, 3, 5 (7)
 - b. 12 bar
 - c. Clave rhythm: syncopation
 - d. Windows
 - e. 'L' shape / triangle
 - f. Connections / overlaps
2. Patterns 2: scales
 - a. Scale of the key of the piece
 - b. Scale of the chord: *Alabama Jubilee / Rag Momma*
 - c. Major, Minors, Blues
3. Tension / resolution
 - a. Endings: to Tonic
4. development of energy/intertest/excitement

5. movement towards a goal
 - a. F – C walk
 - b. VI – II – V - I
6. Lines:
 - a. Steps: eg walking
 - b. Leaps: arpeggios
 - c. combinations
7. tempo vs activity

Big Mama Thornton: original, written for her

Listen to extract:

- More active

Bits to use

Rhythms

- Simple
- Syncopation
- complex

Alternating chord notes:

- 1,5,1
- 3: major, minor

Arpeggios

- 1, 3, 5, (8)
- 1, 3, 5, b7: dominant7 or chromatic adjustment

Movement:

- V - I
- I - IV
- 7: destabilises chord: reinforces V – I type movement
 - Eg: V⁷ – I, I⁷ - IV
- V/V-V-I

neighbours

- Lower + leading note resolution
- Upper

Passing notes:

- step
- chromatic: 4 - #4 - 5
- scale: major / minor / blues
- step + chromatic.

Combinations!!!!

Part 4

1: work through: from chart to line. Apply basics to Hotel California.

OR

2: create a solo for Hound Dog: Blues scale.

HOUND DOG PATTERNS

1 BASIC 12 BAR BLUES IN C

Chords: C C C C

BASS GUITAR

BASS GUITAR

Chords: F F C C

BASS

BASS

Chords: G7 F C C

BASS

BASS

2 ELVIS PRESLEY

C C C C7

BASS

BASS

F7 F7 C C

BASS

BASS

G7 F C

BASS

BASS

3 BIG MAMA THORNTON 1961 (13 & 12 BAR, SWING)

Chords: C C C C⁷

The first system of music features a treble clef staff with four measures of chords: C, C, C, and C⁷. Below it is a guitar staff with fret numbers: 3, 5-5, 3, 3, 5-5, 3, 3, 5-5, 3, 3, 5-5, 5-5, 3. A box with the number '3' is placed above the first measure. The bass staff shows a rhythmic line with eighth and quarter notes.

Chords: F F C C

The second system of music features a treble clef staff with four measures of chords: F, F, C, and C. Below it is a guitar staff with fret numbers: 3, 3-3-3-3, 3, 3-3-5-3-2, 3, 5, 3, 3, 5-5, 3. The bass staff shows a rhythmic line with eighth and quarter notes.

Chords: G⁷ G⁷ C C C

The third system of music features a treble clef staff with five measures of chords: G⁷, G⁷, C, C, and C. Below it is a guitar staff with fret numbers: 5, 5, 5, 3-3-1, 3, 3-3-1, 5, 3-1, 3, 3-1. The bass staff shows a rhythmic line with eighth and quarter notes.

Hound Dog

Big Mama Thornton

This song was written by the team of Jerry Leiber and Mike Stoller, and first recorded by Big Mama Thornton in 1952.

[Chorus]

You ain't nothing but a hound dog
Been snoopin' 'round my door
You ain't nothing but a hound dog
Been snoopin' 'round my door
You can wag your tail
But I ain't gonna feed you no more

[Verse 1]

You told me you was high class
But I could see through that
She told me you was high class
But I could see through that
And daddy I know
You ain't no real cool cat

[Chorus]

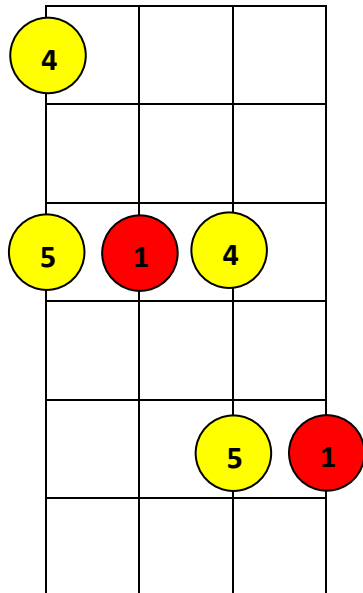
You ain't nothing but a hound dog
Been snoopin' 'round my door
You ain't nothing but a hound dog
Been snoopin' 'round my door
You can wag your tail
But I ain't gonna feed you no more

[Verse 2]

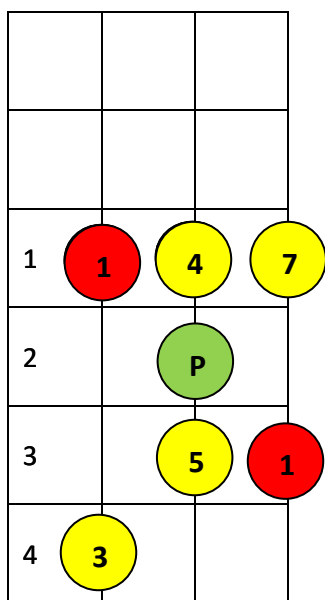
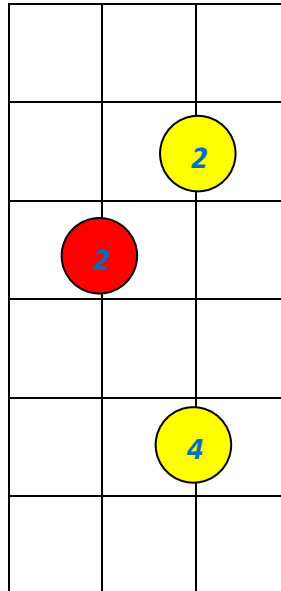
You made me feel so blue
You made me weep and moan
You made me feel so blue
You made me weep and moan
Cause you ain't looking for a woman
All you're lookin' is for a home

Numbers = scale note number

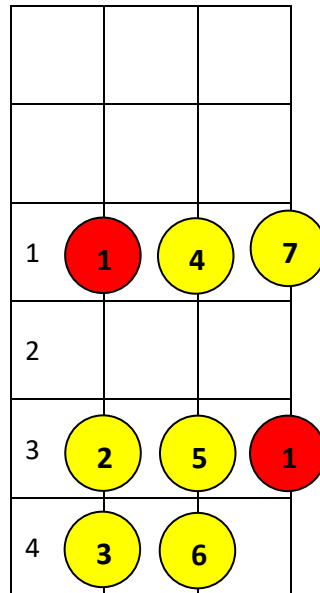
Cord root 'L'



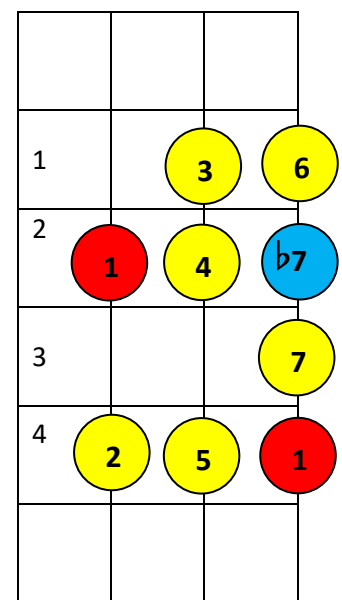
Arpeggio (number = fingering)



Blues Scale



Minor Scale



Major Scale

● Tonic / root note ● Scale note ● Chromatic passing note

0	E	A	D	G
1	F	A#	D#	G#
2	F#	B	E	A
3	G	C	F	A#
4	G#	C#	F#	B
5	A	D	G	C
6	A#	D#	G#	C#
7	B	E	A	D
8	C	F	A#	D#
9	C#	F#	B	E
10	D	G	C	F
11	D#	G#	C#	F#
12	E	A	D	G
13	F	A#	D#	G#

0	E	A	D	G
1	F	A#	D#	G#
2	F#	B	E	A
3	G	C	F	A#
4	G#	C#	F#	B
5	A	D	G	C
6	A#	D#	G#	C#
7	B	E	A	D
8	C	F	A#	D#
9	C#	F#	B	E
10	D	G	C	F
11	D#	G#	C#	F#
12	E	A	D	G
13	F	A#	D#	G#

The diagram shows a sequence of guitar fretboard grids. The first four grids illustrate the notes from the tables above, with tonic notes in red, scale notes in yellow, and chromatic passing notes in green. The remaining diagrams are empty grids for practice.

12 Bar Blues Patterns: Comparisons

G	G	G	G
C	C	G	G
D7	D7	G	G

G	C	G	G7
C	C	G	G
D7	C	G	D7

G	G7	C7	G	G7
C7		Cm	G	G
Am		D7	G	D7

G	G+	Am	D7	G		Dm7	G7
C7		C#°		G	Am	Bm	E7
Am	D7	C7	C#°	G	C7	G	D7

G	G7	C	Cm	G	Dm7	G7	G7+
C		Cm		Bm		E7	
Am		D7		G	G7	C	Cm

G	Dm	C	C#°	Em	Ebm	Dm	G7
C7		Cm	F7	G	Am	Bm	Bbm
Am7		D7	D+	G	E7	Am	D7

Blues Listening examples.

Robert Johnson 'Dust my broom' <https://www.youtube.com/watch?v=i4ZW08zOkYU>

Elmore James 'Dust my broom' <https://www.youtube.com/watch?v=aKo80b-QfK0>

Bessie Smith 'St Louis Blues' https://www.youtube.com/watch?v=3rd9IaA_uJI

Louis Armstrong 'St Louis Blues' https://www.youtube.com/watch?v=D2TUIUwa3_o

Big Mama Thornton 'Hound Dog' <https://www.youtube.com/watch?v=yoHDrzw-RPg>

Elvis Presley 'Hound Dog' <https://www.youtube.com/watch?v=lzQ8GDBA8Is>

Robert Johnson 'Crossroads' https://www.youtube.com/watch?v=Gsb_cGdgPTo

Ry Cooder 'Crossroads' https://www.youtube.com/watch?v=lk_Jyd8WKiA

Cream 'Crossroads' <https://www.youtube.com/watch?v=PE9HvSdcaL4>

Adam Gussow 'Crossroads' <https://www.youtube.com/watch?v=KeMis-B7f58>

Duke Ellington 'C Jam Blues' <https://www.youtube.com/watch?v=gOlpcJhNyDI>

Oscar Petersen: C Jam: <https://www.youtube.com/watch?v=NTJhHn-TuDY>

Muddy Waters 'Baby please don't go' https://www.youtube.com/watch?v=_EOwNItKOyo

Muddy Waters 'Hoochie Coochie Man' <https://www.youtube.com/watch?v=U5QKpsVzndc>

B B King 'the thrill is gone' <https://www.youtube.com/watch?v=4fk2prKnYnl>

Jon Cleary 'Tipitina' (8 bar 'Junkers blues') <https://www.youtube.com/watch?v=4hBtH2WNa1s>

Larkin Poe: Preachin' Blues <https://www.youtube.com/watch?v=cEWiJR9qeoc>

Howlin Wolf 'Little Red Rooster' <https://www.youtube.com/watch?v=6Vr-DR5HdKw>

Rolling Stones 'Little Red Rooster' https://www.youtube.com/watch?v=j-nT_joqmeM

Blues Brothers: Sweet home Chicago: <https://www.youtube.com/watch?v=79vCiXg3njY>

J J Cale: Call me the Breeze: <https://www.youtube.com/watch?v=TIppldtLw5A>

Taj Mahal: Blues with a feeling: <https://www.youtube.com/watch?v=2HQOJQHJ8Sg>

NB: this is just a brief sample. Do your own searches as well.

Some common chord progressions

Letter = Chord

/ = note

12 Bar Blues

G	G	G	G
C	C	G	G
D7	D7	G	G

I – vi – IV – V, 'Ice cream progression' eg 'Heart and Soul' 'Blue Moon' verse

G	Em	C	D7
----------	-----------	----------	-----------

Version 2

G	Em	Am	D7
----------	-----------	-----------	-----------

Township Jive 'Wimoweh'

G	C	G	D7
----------	----------	----------	-----------

Extended

G	C	G	D7
G	C	D7	G

?? 'Cat Came Back' 'Hit the Road Jack'

Am	Gm	Fm	E7	Am	Gm	Fm	E7
-----------	-----------	-----------	-----------	-----------	-----------	-----------	-----------

Version 2

Am	Gm	Fm	E7	Am	Gm	Fm	E7		
Am	/C	/D	/D#	E7		/E	/D	/C	/B^b

Circle of 5ths Jazz/Jugband Progression: 'Rag Momma' 'Alabama Jubilee' Chorus

A	A	D	D						
G	G	C	/C	/D	/D#	/E	/C	/B	/B^b

v - I 'Uptown Funk'

Vs			
Am	D	Am	D
Am	D	Am	D